

PIM 6.1.1

Differences Overview


Ver 1.0 dated 04th April 2014



شركة تنمية نفط عُمان
Petroleum Development Oman

Home Page

- In previous versions, all of your assigned records were displayed on the Home Page, regardless of the type of record. Navigation through the records was done via a scroll bar and the More link

IMPACTERM® Suite userid: SADMIN Logout  شركة تنمية نفط عمان
Petroleum Development Oman

[Home](#) [Main Menu](#) [Settings](#) [Help](#)

My Responsibilities

ID #	Module	Responsible Dept/Unit	Status	Responsibility
53553 Open View	Finding	EPR-PR: SPD Corporate HSE	In Progress	Action Party
50059 Open View	Finding	EPR-PR: SPD Corporate HSE	In Progress	Action Party
50053 Open View	Finding	EPR-PR: SPD Corporate HSE	In Progress	Action Party
50051 Open View	Finding	EPR-PR: SPD Corporate HSE	In Progress	Action Party
50049 Open View	Finding	EPR-PR: SPD Corporate HSE	In Progress	Action Party

Page 1 of 2 [Next Page](#)

My Track and Prevent

My Action Items [\[More\]](#)

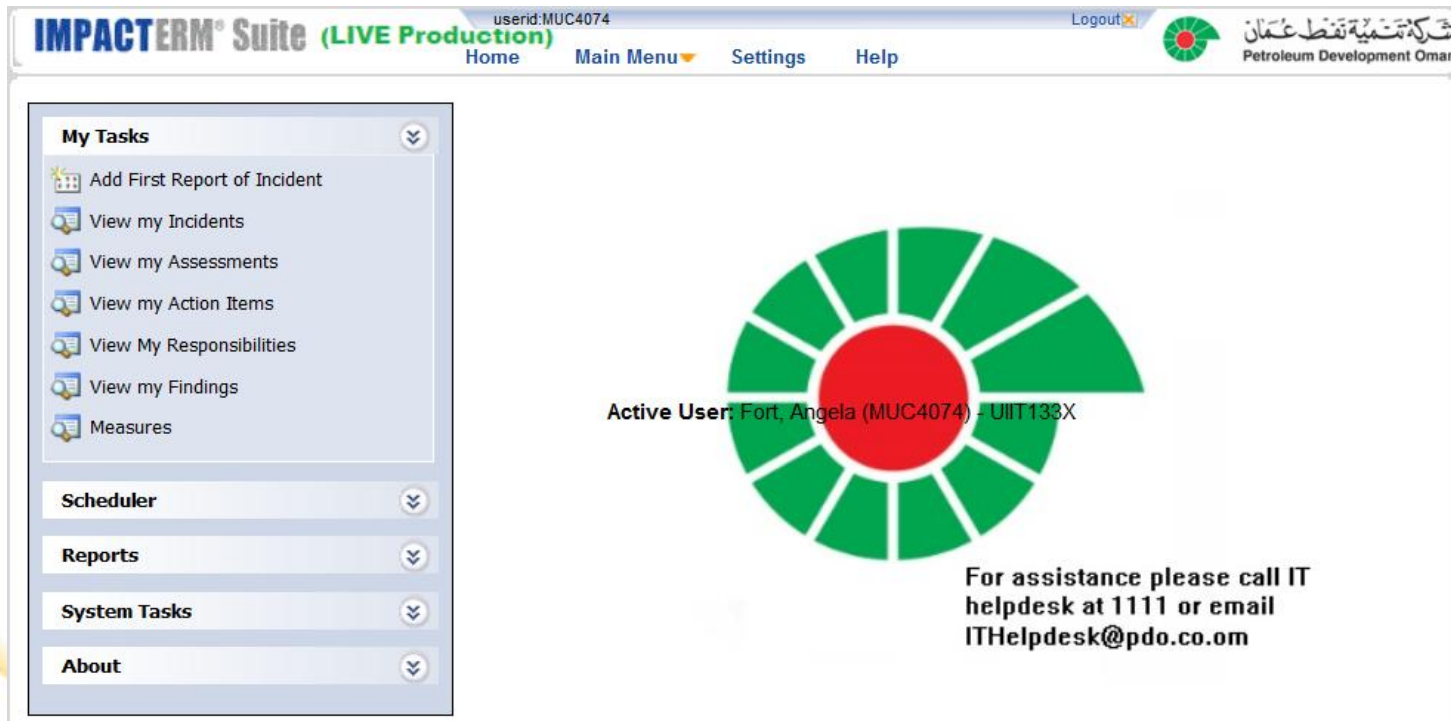
Action Item #	Source	Status	Priority	Target Date	Responsibility
---------------	--------	--------	----------	-------------	----------------

My Findings [\[More\]](#)

Finding #	Source	Status	Priority	Target Date	Responsibility
50049 Open View	HSE Audit # 26743 Open View	In Progress	2	15/10/2006	Action Item Assigned By
<i>4. The status of the DCS is unclear (Commissioning)</i>					
50049 Open View	HSE Audit # 26743 Open View	In Progress	2	15/10/2006	Action Party
<i>4. The status of the DCS is unclear (Commissioning)</i>					
50051 Open View	HSE Audit # 26743 Open View	In Progress	2	07/01/2007	Action Party

Home Page

- In the new 6.1.1 version of PIM, the Home Page has been streamlined to allow you more flexibility to manage records and your assigned responsibilities.
- The left Home Page menu provides you the ability to view the records to which you are assigned by module, as well as other menu items for which you have assigned permissions.



The screenshot displays the IMPACTERM Suite (LIVE Production) Home Page. The top navigation bar includes the user ID 'userid:MUC4074', a 'Logout' link, and the company logo 'شركة تنمية نفط عمان Petroleum Development Oman'. The main navigation menu on the left includes 'Home', 'Main Menu', 'Settings', and 'Help'. The left sidebar contains several sections: 'My Tasks' (Add First Report of Incident, View my Incidents, View my Assessments, View my Action Items, View My Responsibilities, View my Findings, Measures), 'Scheduler', 'Reports', 'System Tasks', and 'About'. The central area features a large green circular graphic with a red center and the text 'Active User: Fort, Angela (MUC4074) - UIIT133X'. Below the graphic, contact information for the IT helpdesk is provided: 'For assistance please call IT helpdesk at 1111 or email ITHelpdesk@pdo.co.om'.

Home Page

- When first using the system, to display only the records for which you are assigned a responsibility or are the record owner, you must go into each module's search screen, filter by your name, and select Save Search.

Search Results

Search by Incident ID

Incident ID:

Incident Search

Region/Site/Department:

Supervisor:

Date Occurred: (dd/mm/yyyy) From / / To / /

Date Reported: (dd/mm/yyyy) From / / To / /

Event Type:

Status:

Home Page – Future Changes

- In future phase rollouts, you will be able to manage records for which you are assigned a responsibility and requiring an action directly from the My Responsibilities page.
- You can re-order the page results by clicking on the column headers.

ID	Module	Status	Responsible Department/Unit	Responsibilities	Description	Source <input type="checkbox"/>	Source Description
50 <input type="button" value="Options"/> ⓘ	Action Item	Draft	Houston Plant: Hou Facilities	Action Item Creator	Ergonomics	Safety Audit#7	
49 <input type="button" value="Options"/> ⓘ	Action Item	Draft	Houston Plant: Hou Facilities	Action Item Creator	Ergonomics	Safety Audit#7	
70 <input type="button" value="Options"/> ⓘ	Action Item	Draft	Site 1: Department Level I	Action Item Creator	Appropriate Permits	Safety Audit#25	
55 <input type="button" value="Options"/> ⓘ	Action Item	Draft	Houston Plant: Hou Facilities	Action Item Creator	AI for assessment results without negative response	Safety Audit#18	
56 <input type="button" value="Options"/> ⓘ	Action Item	Draft	Houston Plant: Hou Facilities	Action Item Creator	Body Protection 1	Safety Audit#18	
57 <input type="button" value="Options"/> ⓘ	Action Item	Draft	Houston Plant: Hou Facilities	Action Item Creator	Body Protection 2	Safety Audit#18	

Navigation

- Navigation is more direct and simpler, reducing the chance of errors.
- The Read Only Page (ROP) is the focal point of user activities for all modules, with the new Options Menu visible on all ROPs, providing shortcuts for all activities, including workflow.

Navigation – Option Menu Concepts

- The Options Menu shows all activities that you can perform for a given record.
- The items or activities you see are based on permissions, assignment to a responsibility at the current status, conditions, and the type of children records available.
- From the Options Menu, you can:
 - Edit the record
 - Progress Workflow
 - View Notification and Change Logs
 - Send an Email with a link to the record

Navigation – Options Menu Concepts

- The Options Menu is divided into the following sections:
 - Available activities
 - Available workflow actions
 - Child records that can be added
 - Additional actions for the record

Edit	Add High Learning Value Event
Review for HLVE	Add Child Transportation
Activities for this record	Add Customer Defined Consequence
<hr/>	Add Child Action Item
Progress Incident	Add Bulk Assigned Action Item
Alternate Status	Available 'Add' child records
Available Workflow transitions	
<hr/>	
View Change Log	
View Notification Log	
Send Email	
Additional configured activities	

Navigation – Options Menu Concepts

Links

Incident: 1082185

Options | Print | Refresh

Incident	Edit	Add Child Action Item
Stat		Add IT Security
Responsible Department/U	Close	Add Investigation
Event Ty		Add Emergency Response
Incident Sub Typ		Add Environmental
	View Change Log	Add Injury/Illness
	View Notification Log	Add Property
Responsible Supervis	Send Email	
Short Descripti	Help	

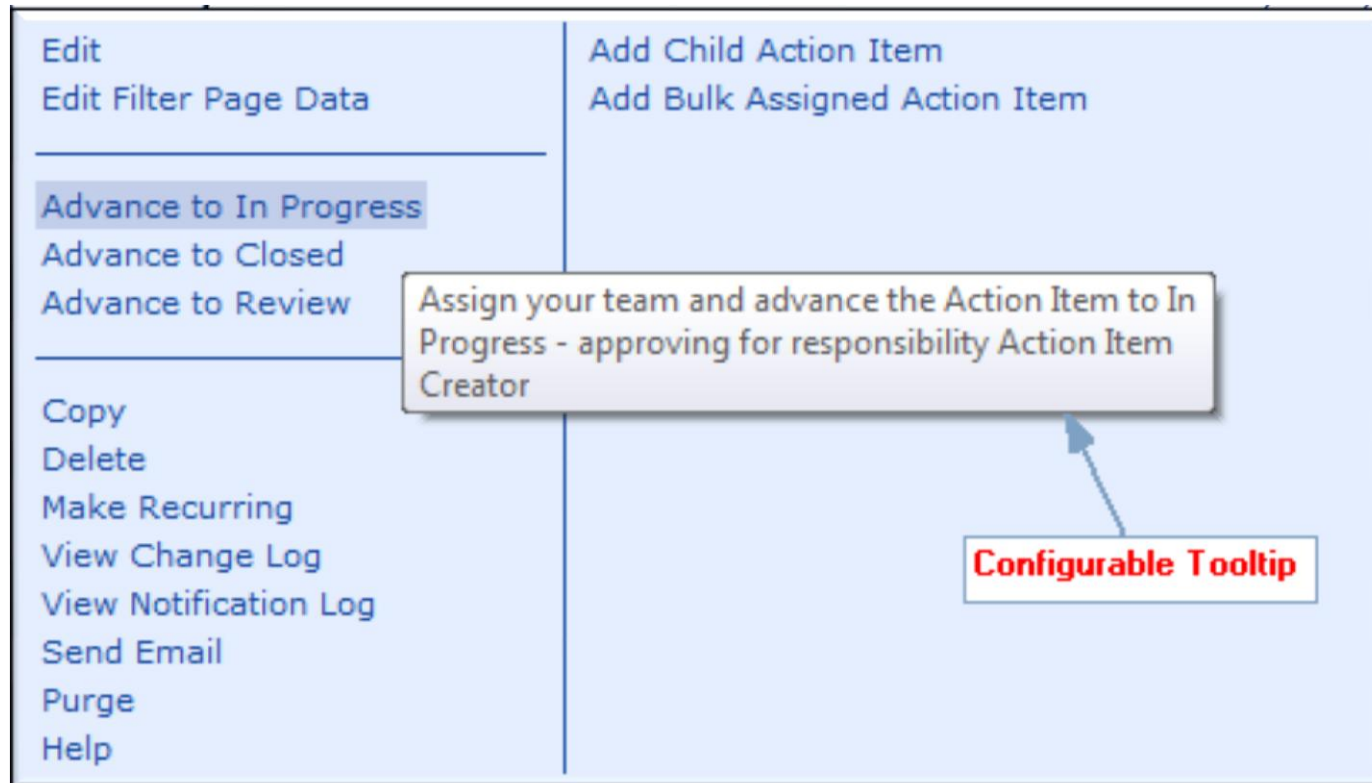
Date of Incident: 11/11/2013 09:45
Date Reported: 16/11/2013
Responsibility: Incident Owner: Salmani, Mohamed (MU42757) - OSOM
Reported By: Shukaily, Said (MU92940) - OSO4M
actual_risk_rating: Level 1
potential_risk_rating: Dark Blue

Flags

Incident Flags: Employee Involvement

Navigation – Options Menu Concepts

- Configurable Tooltips and Warnings



Navigation – Read Only Page

The screenshot displays the IMPACTERM Suite interface for a Safety Audit. The page title is "Safety Audit: 20" with an "Options" dropdown menu. The user is logged in as "userid: admin". The page includes a navigation menu with "Home", "Main Menu", "Settings", and "Help".

Key elements and callouts:

- Geneolotree:** A callout box pointing to the "Options" dropdown menu at the top of the page.
- Options Menu:** A callout box pointing to the "Options" dropdown menu for a specific action item in the table.
- Grid of Action Item/Finding:** A callout box pointing to the "Action Item List" table.

Action Item List Table:

ID	Title	Status	Responsible Department/Unit	Priority	Target Date	Responsibilities
44	short desc orig 2nd edit	Open	Site 1 : Department Level I	3	6/24/2006	Responsible Person: Admin, Admin Responsible Manager: Admin, Admin Action Item Creator: Admin, Admin
45		Draft	Site 1 : Department Level I	3	6/24/2006	Responsible Manager: Last, Name Action Item Creator: Admin, Admin
46		Draft	Site 1 : Department Level I	3	6/24/2006	Responsible Manager: Last, Name Action Item Creator: Admin, Admin
47		Draft	Site 1 : Department Level I	3	6/24/2006	Responsible Manager: Last, Name Action Item Creator: Admin, Admin
48		Draft	Site 1 : Department Level I	3	6/24/2006	Responsible Manager: Last, Name Action Item Creator: Admin, Admin
49		Draft	Site 1 : Department Level I	3	6/24/2006	Responsible Manager: Last, Name Action Item Creator: Admin, Admin
50	erttrtrterter	Draft	Site 1 : Department Level I	3	6/24/2006	Responsible Manager: Last, Name Action Item Creator: Admin, Admin

Finding List Table:

ID	Title	Status	Responsible Department/Unit	Priority	Target Date	Responsibilities
42	Anvar Test Finding	Draft	Site 1 : Department Level I	2	6/20/2006	Responsible Person: GUY, SUPER Finding Creator: Admin, Admin
43	Second finding edit short desc 3rd	Open	Site 1 : Department Level I	2	6/24/2006	Responsible Person: Last, Name Finding Creator: Admin, Admin

Managing Child Records

- All child records are displayed on the parent record's Read Only Page:

Full description of the Incident

Event Description:	While lifting the engine ; two hooks of the chain found without a safety latch. The PTW was in place but no lifting plan neither tric card was done for this heavy lift.
--------------------	--

Occurrence

Location:	Drilling Rig
Specific Location:	Rig#11 Malan-43 Well

Action Items

Action Item ID:	732744	<input type="button" value="Options"/>
Short Description:	This is my new Action Item	
Status:	Open	
Category:	5. Planning and Procedures : 5.1 HSE Plans (General)	
Action Item Type::	Corrective/Remedial	
Priority:	2	
Target Date:	29/04/2014	
Action Required::	This is my new Action Item	
Assigned Date:	01/04/2014	
Assigned By:	Admin, Admin	
Action Party:	Bhat, Hilal (MU55522) - UIIT13	
Action Item Assigned By:	Admin, Admin	

Managing Child Records

- You can perform actions to the child record directly from the parent record's Read Only Page:

potential_risk_rating:	Dark Blue
Potential Risk Score:	0.00

Full description of the Incident

Event Description:	While lifting the engine ; two hooks of the chain found without a safety latch. The PTW was in place but no lifting plan neither tric card was done for this heavy lift.
--------------------	--

Occurrence

Location:	Drilling Rig
Specific Location:	Rig#11 Malan-43 Well

Action Items

Action Item ID:	732744
Short Description:	This is my new A
Status:	Open
Category:	5. Planning and
Action Item Type::	Corrective/Reme
Priority:	2
Target Date:	29/04/2014
Action Required:	This is my new A
Assigned Date:	01/04/2014
Assigned By:	Admin, Admin
Action Party:	Bhat, Hilal (MU5
Action Item Assigned By:	Admin, Admin

Options

- Edit
- Edit Filter Page Data
- Send to Action Party
- Copy
- Delete
- Make Recurring
- View
- View Change Log
- View Notification Log
- Add Child Action Item
- Add Bulk Assigned Action Item

Record Editing

Action Item: 88

Action Item

Responsible Dept/Unit: Site 1 : Department Level I
Status: Closed
Action Item Source: [External Process]

General Information

Short Description: * [Enter Short Description] [Collapse](#)
Category: Air
Action Item Type: * Corrective
Priority: * 3
Date Assigned: (m/d/yyyy): 2/23/2012
Target Date: (m/d/yyyy): * 2/23/2012
Action Item Note: * [Enter Action Item Note Here] [Collapse](#)
Private:
Resolution Comments: * [Enter Resolutions Comments Here] [Collapse](#)
Date Completed: (m/d/yyyy): * 2/23/2012

[Back](#) [Save](#)

Incident ID: 35 [View](#)

Short Description: Collision During Equipment Delivery [More \(e.i.\)](#) Status: * Draft [Progress Incident](#)
Responsible Dept/Unit: * Region 4 : Site 1 : Department Level I
Level of Consequence: * Incident
Actual Risk Rating: 1-Low Potential Risk Rating: 1-Low

[General](#) [Sub Types](#) [Responsibilities](#) [Journal](#) [Equipment](#) [People](#) [Consequence](#) [Investigation](#) [Action Items](#) [Summary](#)

Responsible Supervisor: * Angela Fort
HLVE Status: Not Reviewed for HLVE
Location: [NONE]
Specific Location:
General Location: ----
Shift: [NONE]
Date Occurred: (mm/dd/yyyy) * 02 / 22 / 2012 12 : 00 AM
Date Reported: (mm/dd/yyyy) * 02 / 23 / 2012 05 : 13 PM
Reported By: Admin Admin
Incident Description: * Collision During Equipment Delivery [More \(en\)](#)
Specific Activity: ----
Weather: [NONE]
Lighting: [NONE]

[Add Consequence](#) [Add Investigation](#) [Add Action Items](#) [Add Emergency Response](#) [Attachments \(0\)](#) [Bulk Process](#) [Send Email](#)

[New](#) [Save](#) [Delete](#) [Purge](#) [Change Log](#) [Notification Log](#)

* = Required

Record Entry Page

- Record entry pages are now organized in sections rather than tabs.

Action Item

Short Description: * [Collapse](#)

Action Item Source: Incident
Responsible Dept/Unit:
Status: Open

General Information

Category: [NONE]

Action Required: * [Collapse](#)

Action Taken: [Collapse](#)

Assigned By: [Search](#)

Date Assigned * (dd/mm/yyyy): 01/04/2014

Target Date * (dd/mm/yyyy):

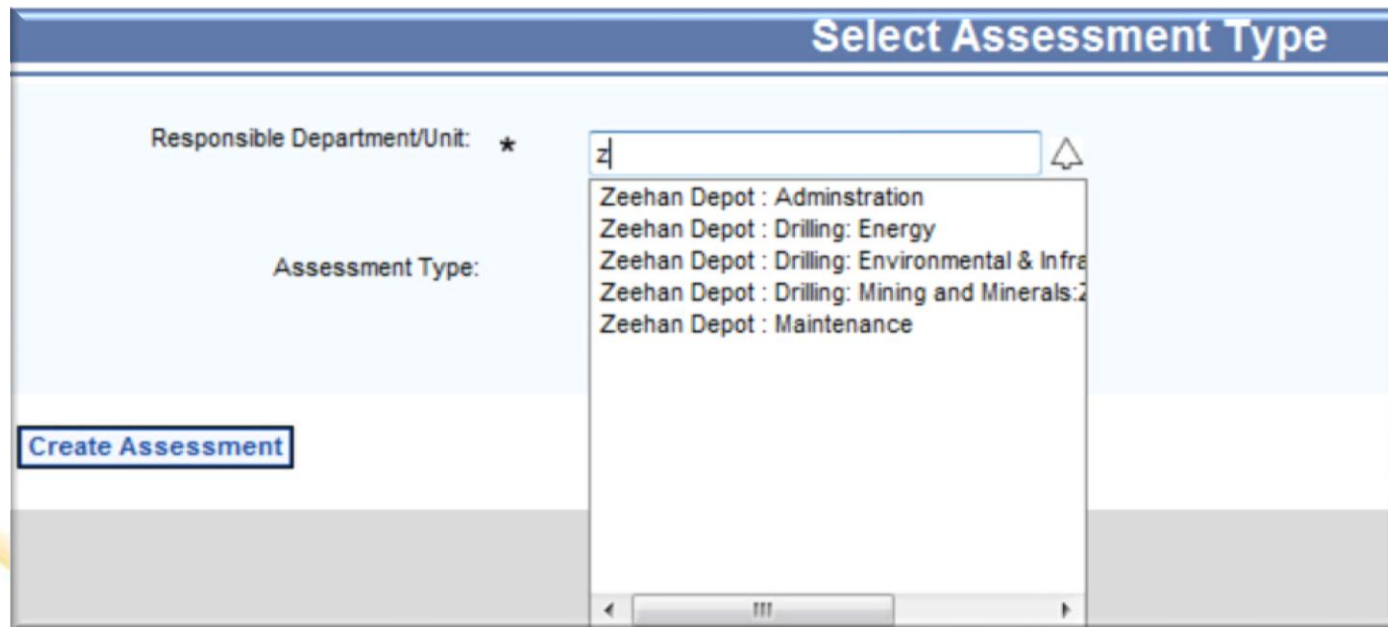
Date Completed (dd/mm/yyyy):

Priority:

[Back](#) [Save](#)

Search Field Type Ahead

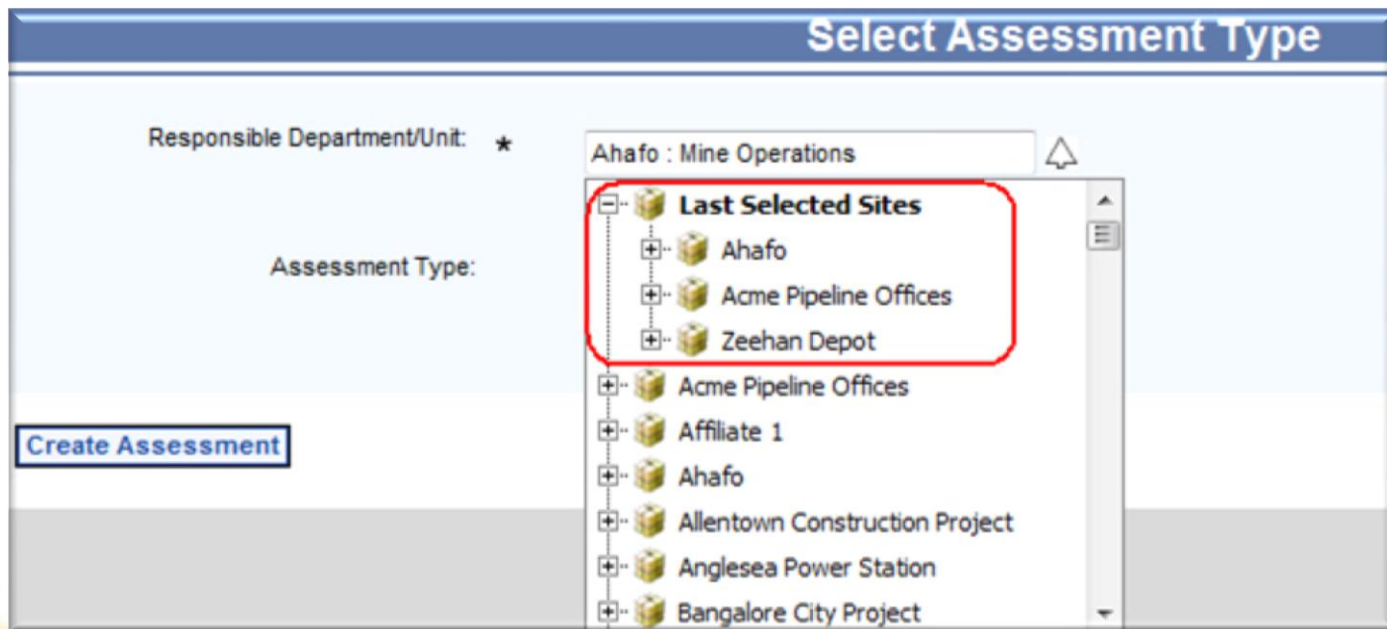
- On a Search field, in addition to the tree control, when you begin typing in a personnel-related search field, hierarchy field, or other custom search fields, the best matches appear
- If you continue typing until there is only one match, the field will auto-populate with that match



The screenshot shows a web application window titled "Select Assessment Type". It features a search field labeled "Responsible Department/Unit: *" with a tree icon on the right. Below the search field is a dropdown menu displaying a list of suggestions: "Zeehan Depot : Adminstration", "Zeehan Depot : Drilling: Energy", "Zeehan Depot : Drilling: Environmental & Infra", "Zeehan Depot : Drilling: Mining and Minerals:2", and "Zeehan Depot : Maintenance". To the left of the search field is the label "Assessment Type:". At the bottom left of the window is a button labeled "Create Assessment".

Hierarchy – Last Selected Sites

- For users with access to multiple sites, the last selected sites will appear at the top in the order of the last selected site listed first.
- If the user only has access to one site, the list will not be displayed



Audit Results/Checklists

- Multiple Results per topic item
- Multiple Action Items per topic item

Safety Audit

Results

Check List: Results

Body Positioning

Safe	Unsafe	Comments	Barrier	Completed?
<input type="checkbox"/>	<input checked="" type="checkbox"/>	1. Unclear or Undefined Comment here	3.1 Unclear or Undefined	<input type="checkbox"/>
<input checked="" type="checkbox"/>	<input type="checkbox"/>	2. Comfort Comment here	8.3 Comfort	<input type="checkbox"/>
<input type="checkbox"/>	<input type="checkbox"/>		[NONE]	<input type="checkbox"/>
<input type="checkbox"/>	<input type="checkbox"/>		[NONE]	<input type="checkbox"/>

Audit Results/Action Items

- Answer topics may require an Action Item upon entering a negative response
- All required action items are listed on the same page for ease of navigation

Safety Audit

Action Items

Source: Add Child Action Item

Add Child Action Item

Add Child Action Item for Ergonomics 1 (Results)

The only sources available are those for which a negative response was entered for a results topic item.

Responsible Dept/Unit: La Porte : Department Level I

Status: Draft

Action Item Source: Assessment

General Information

Short Description: * Ergonomics 1

External Ref Nbr:

Category: [NONE]

Action Item Type: * [NONE]

Priority: * [NONE]

Date Assigned: (m/d/yyyy): 11/28/2011

Target Date: (m/d/yyyy):

Action Item Note: * 1. Unclear or Undefined Comment here

The comments entered on the result page default into the Action Item Note field.

Action Items for Audits

Safety Audit

Action Items

Source: Add Child Action Item

Add Child Action Item
Add Child Action Item for Ergonomics 1 (Results)

The only sources available are those for which a negative response was entered for a results topic item.

Responsible Dept/Unit: La Porte : Department Level I
Status: Draft
Action Item Source: Assessment

General Information

Short Description: * Ergonomics 1

External Ref Nbr:

Category: [NONE]

Action Item Type: * [NONE]

Priority: * [NONE]

Date Assigned: (m/d/yyyy): 11/28/2011

Target Date: (m/d/yyyy):

Action Item Note: * 1. Unclear or Undefined Comment here

The comments entered on the result page default into the Action Item Note field.

- All required action items are listed on the same page for ease of navigation

Printing Blank Audit Forms (Future)

- Ability to print a blank audit allowing you to perform an audit without computer access for later data entry

Safety Audit Page 1 of 4

Safety Audit

General Information

Short Description _____

Agency _____

Assessment Level _____

Planned Duration _____

Planned Removal Date _____

Date Conducted _____

Contractor _____

Occupation _____

Location _____

Task _____

Weather Condition _____

Type of Involvement _____

Notice Type _____

Domain _____

Shift _____

Reason _____

Method _____

BCI, BII, Information Security Consequences

- BCI, BII, and Information Security (Phase 2) are new consequence types with their own security, workflow, and custom fields:

add_new_it_security

Responsible Dept/Unit:
Status: Closed

General Information

Classification: [NONE] ▼

Consequence Note: [Collapse](#)

Third Party:

Flags:

Vulnerability: 3.2.8 Transfer / Storage of passwords in clear text ▼

Responsibilities

[Back](#) [Save](#)

Reports: Expand and Collapse Levels

- You can expand and collapse the levels of your listing type of reports:

Report Options **INCIDENT ANALYSIS**

Year to Date

Date Incident Occurred: From 01 / 01 / 2010 To 10 / 15 / 2010 Site: [ALL] MORE ▾

Site	Potential Risk Rating (Incident)	Level of Consequence	Division 9	Region 10	Incident Count	Injury/Illness Consequence Count (Incident)	Environmental Consequence Count	Quality Consequence Count	Property Consequence Count	Security Consequence Count	Transp Consequence Count
-	Grand Total				22	3	0	0	1	0	
+ Acme Pipeline Offices					10	2	0	0	1	0	
+ Affiliate 1					13	0	0	0	0	0	
+ Ahafo					14	0	0	0	0	0	
+ Allentown Construction Project					1	1	0	0	0	0	
+ Boddington					2	0	0	0	0	0	

Collapses to the highest level

Report Customization

- You can customize your reports with a custom header and/or footer:

IMPACT - Incident Analysis - Confidential. Do not re-distribute

Date Incident Occurred - Between Jan 1, 2010 and Oct 15, 2010 (Year to Date)

Site - [All]

Department 1 - [All]

Level of Consequence - [All]

Potential Risk Rating (Incident) - [All]

Dept Visibility Filter (Incident) - [All]

Organization1 (Incident) - [All]

1	2	3	4	Site	Potential Risk Rating (Incident)	Level of Consequence	Division 9	Region 10	Incident Count
				Grand Total					22
+				Acme Pipeline Offices					3
+				Affiliate 1					2
+				Ahafo					4
+				Allentown Construction Project					1
+				Boddington					2
+				Elko					6
+				Prince George					1
+				Tanami					3

Bundled Scenarios – Template Selection

- Bundled Template Selection Options

• Click to add

Sort on Name, Owner, Version

Show Mine vs. All

Select Excel Spreadsheet

Show My Spreadsheets
 Show All Spreadsheets

Owner	Excel Template	Excel Version	Update	Remove	Select
Admin, Admin	blank's2.xls	2003	[Update]	[Remove]	[Select]
Admin, Admin	Blank_TTP_4390.xls	2003	[Update]	[Remove]	[Select]
Admin, Admin	Book1ç*â□-ãf*ã,©.xlsx	2007	[Update]	[Remove]	[Select]
Admin, Admin	bundle-kj.xls	2003	[Update]	[Remove]	[Select]
Admin, Admin	Bundle_Test_simple.xls	2003	[Update]	[Remove]	[Select]
Admin, Admin	Bundle_Test_simple.xlsx	2007	[Update]	[Remove]	[Select]
Admin, Admin	CameraTool_only.xls	2003	[Update]	[Remove]	[Select]
Admin, Admin	CameraTool_only_backgroundcolor.xls	2003	[Update]	[Remove]	[Select]
Admin, Admin	ChartedPivotTable_DataNextSheet.xls	2003	[Update]	[Remove]	[Select]
Admin, Admin	empty_sample_shapes_bundle.xls	2003	[Update]	[Remove]	[Select]
Admin, Admin	ExcelTemplate.xls	2003	[Update]	[Remove]	[Select]
Admin, Admin	failed_bundle_template.XLSM	2007	[Update]	[Remove]	[Select]

Streamlined flow for adding Spreadsheets... It adds AND selects

Add Cancel

Bundled Scenarios – Date Filtering

- Filtering a Bundled Scenario across multiple scenarios in a bundle on one filter page using Date Filters with an option to 'Filter all Scenarios'

Date: [Custom]

From: / /

To: / /

This is the only scenario that does not have a date filter applied...

Scenarios	Excel Sheet	Filter	Apply Filter
BBS Assessment Result Analysis	Data1	Assessment Date	<input type="checkbox"/>

Date: Year to Date

From: 01 / 01 / 2010

To: 09 / 28 / 2010

Both of these scenarios have the "Year to Date" filter applied...

Scenarios	Excel Sheet	Filter	Apply Filter
Incident Analysis	Data2	Date Incident Occurred	<input checked="" type="checkbox"/>
Incident Cost Analysis	Data3	Date Incident Occurred	<input checked="" type="checkbox"/>

Users can easily change date range for scenarios that already have the same date range

Example: Change Incident Analysis and Incident Cost Analysis from "Year to Date" to "Previous Year"

Scenarios are "grouped" by date range

Bundled Scenarios – Hierarchy Filtering

- You can filter a Bundled Scenario across multiple scenarios in a bundle on one filter page using Hierarchy Filters with an option to 'Filter all Scenarios'

The screenshot shows a 'Hierarchy Filter' window with a 'Date Filter' tab. The 'Hierarchy Types' dropdown is set to 'Department 1'. A 'Clear and remove all existing hierarchy filters' checkbox is present. The main table lists scenarios with columns for 'Scenarios', 'Excel Sheet', 'Filter', and 'Apply Filter'. Callouts provide the following information:

- Filter by Sites, Departments, Divisions, Regions, Organization**: Points to the 'Hierarchy Selection' dropdown.
- User can overwrite existing hierarchy filters**: Points to the 'Clear and remove all existing hierarchy filters' checkbox.
- Shows all scenarios for the current bundle**: Points to the 'Apply Filter' column.
- Hover over links to see current filter... useful to find hierarchy filter conflicts**: Points to the 'Department 1' link in the 'Filter' column.

Scenarios	Excel Sheet	Filter	Apply Filter
Environmental Consequence Analysis	ENV	Site Department 1	<input type="checkbox"/>
Findings Analysis	FIN	Region5 (Finding) Site (Finding) Division5 (Finding) Department1 (Finding)	<input type="checkbox"/>
Findings Analysis	FIN2	Organization5 (Finding) Organization5 (Finding) Division5 (Finding) Department1 (Finding)	<input type="checkbox"/>
Incident Analysis	NM_ALL	Site (Finding) Region5 (Finding) Organization1 (Incident) Department 1 Site	<input type="checkbox"/>
Incident Rate Analysis	RAT	Site (Workhour)	
Incident Subtype Analysis	NM_INJ	Division 5 Site Department 1 Organization5 (Incident) Region 5	<input type="checkbox"/>

OK Apply Cancel

Incident RAM

- Now Available for Findings/Action Items/Risk Control Framework
- Change in user interface
- Ability to capture multiple risk types
 - Inherent
 - Actual
 - Potential
 - Target

Actual Severity: [NONE]			
Consequence Type	Actual Consequence	Severity Rating	
People	[NONE]	[NONE]	
Asset	[NONE]	[NONE]	
Environmental	[NONE]	[NONE]	
Reputation	[NONE]	[NONE]	

Potential Risk Rating: [NONE]			
Consequence Type	Potential Consequence	Likelihood	Risk Rating
People	[NONE]	[NONE]	[NONE]
Asset	[NONE]	[NONE]	[NONE]
Environmental	[NONE]	[NONE]	[NONE]
Reputation	[NONE]	[NONE]	[NONE]

SEVERITY	CONSEQUENCES				INCREASING LIKELIHOOD				
	People	Assets	Environment	Reputation	A	B	C	D	E
					Never heard of in the Industry	Heard of in the Industry	Has happened in the Organisation or more than once per year in the Industry	Has happened at the Location or more than once per year in the Organisation	Has happened more than once per year at the Location
0	No injury or health effect	No damage	No effect	No impact					
1	Slight injury or health effect	Slight damage	Slight effect	Slight impact					
2	Minor injury or health effect	Minor damage	Minor effect	Minor impact					
3	Major injury or health effect	Moderate damage	Moderate effect	Moderate impact					
4	PTD or up to 3 fatalities	Major damage	Major effect	Major impact					
5	More than 3 fatalities	Massive damage	Massive effect	Massive impact					

OK Cancel

* = Primary Consequence

Spill Calculator

- Now Available for Findings/Action Items/Risk Control Framework
- Change in user interface
- Ability to capture multiple risk types
 - Inherent
 - Actual
 - Potential
 - Target

Spill Calculator



Pipeline Leaks Calculator

Pressure (bar)	100
Time (min)	30
Water cut (%age)	20
Hole diameter (mm)	40

Total release quantity (m ³)	230.6880
Oil release quantity (m ³)	184.5504
Water release quantity (m ³)	46.1376
<input type="button" value="Back"/> <input type="button" value="Cancel"/>	

NOTE:

- This tool is applicable only for pin hole leaks of diameter ranging from 1mm to 3mm.
- Assumptions to be considered, such as, FRED modeling assumptions, GOR sensitivity and water-oil density difference.
- This tool is under evaluation against reported data and will be re-evaluated and fine tuned for compliance.

Hole size	Pressure (bar)	Release flow rate (m ³ /s)	Total Release Quantity (m ³)														
			15 min	30 min	45 min	1 hour	2 hour	3 hour	5 hour	10 hour	15 hour	20 hours	1 day	2 day	3 day		
1 mm	5	0.0115	0.000011	0.010	0.021	0.031	0.041	0.082	0.124	0.206	0.412	0.618	0.825	0.990	1.979	2.969	
	7	0.0140	0.000014	0.013	0.025	0.038	0.051	0.101	0.152	0.253	0.505	0.758	1.011	1.213	2.425	3.638	
	9	0.0162	0.000016	0.015	0.029	0.044	0.058	0.117	0.175	0.292	0.584	0.876	1.167	1.401	2.802	4.203	
	10	0.0172	0.000017	0.015	0.031	0.046	0.062	0.124	0.186	0.310	0.619	0.929	1.238	1.486	2.972	4.458	
	12	0.0190	0.000019	0.017	0.034	0.051	0.068	0.137	0.205	0.342	0.685	1.027	1.369	1.643	3.287	4.930	
	15	0.0215	0.000021	0.019	0.039	0.058	0.077	0.155	0.232	0.386	0.773	1.159	1.545	1.854	3.709	5.563	
	20	0.0250	0.000025	0.023	0.045	0.068	0.090	0.180	0.270	0.450	0.900	1.351	1.801	2.161	4.322	6.483	
	25	0.0281	0.000028	0.025	0.051	0.076	0.101	0.202	0.304	0.506	1.012	1.519	2.025	2.430	4.859	7.289	
	30	0.0309	0.000031	0.028	0.056	0.083	0.111	0.223	0.334	0.557	1.113	1.670	2.226	2.672	5.343	8.015	
	35	0.0335	0.000033	0.030	0.060	0.090	0.121	0.241	0.362	0.603	1.206	1.808	2.411	2.894	5.787	8.681	
2 mm	40	0.0359	0.000036	0.032	0.065	0.097	0.129	0.258	0.387	0.646	1.292	1.937	2.583	3.100	6.200	9.300	
	5	0.0458	0.000046	0.041	0.082	0.124	0.165	0.330	0.495	0.825	1.649	2.474	3.298	3.958	7.916	11.875	
	7	0.0561	0.000056	0.051	0.101	0.152	0.202	0.404	0.606	1.011	2.021	3.032	4.042	4.851	9.702	14.553	
	9	0.0649	0.000065	0.058	0.117	0.175	0.233	0.467	0.700	1.167	2.335	3.502	4.670	5.604	11.207	16.811	
	10	0.0688	0.000069	0.062	0.124	0.186	0.248	0.495	0.743	1.238	2.477	3.715	4.954	5.944	11.889	17.833	
	12	0.0761	0.000076	0.068	0.137	0.205	0.274	0.548	0.822	1.369	2.739	4.108	5.478	6.573	13.146	19.720	
	15	0.0859	0.000086	0.077	0.155	0.232	0.309	0.618	0.927	1.545	3.091	4.636	6.181	7.418	14.835	22.253	
	20	0.1001	0.000100	0.090	0.180	0.270	0.360	0.720	1.081	1.801	3.602	5.403	7.204	8.644	17.289	25.933	
	25	0.1125	0.000112	0.101	0.202	0.304	0.405	0.810	1.215	2.025	4.049	6.074	8.099	9.719	19.437	29.156	
	30	0.1237	0.000124	0.111	0.223	0.334	0.445	0.891	1.336	2.226	4.453	6.679	8.905	10.686	21.373	32.059	



Record Concurrency

- If another person has edited and saved a record that you are also editing, a user-friendly message is displayed:

The screenshot shows a web browser window with the title "IMPACTERM Suite". The user is logged in as "user: admin". The page is titled "Action Item - Safety Audit". A yellow warning box is displayed, stating: "Please make these corrections before continuing". The message reads: "Bob Arnold has modified this record since you last refreshed the page. The page has been reloaded with the data Bob Arnold saved. You must make your changes again before you can save the record." Below the message, it lists the current changes: "Short Description: Safety audit conducted on pressure valve replacement", "Action Item Type: Preventive", and "Priority: 2". The form below the message contains the following fields: "External Ref Num:" (text input), "Category:" (dropdown menu with "NONE" selected), "Action Item Type:" (dropdown menu with "Corrective" selected), "Priority:" (dropdown menu with "3" selected), "Date Assigned:" (calendar icon, value "5/12/2010 12:00 AM"), "Target Date:" (calendar icon, value "5/26/2010"), "Action Note:" (text area with "Collapse" button), "Closed?" (checkbox), "Private:" (checkbox), "Resolution Comments:" (text area with "Collapse" button), and "Date Completed:" (calendar icon).