

Petroleum Development Oman LLC

MSE3

2018 Q1 LTI Incident Analysis Study

2nd May 2018

2 Contents

1	Summary	3
2	Analysis	3
2.1	Directorate Analysis:	3
2.1.1	Directorate Breakdown.....	3
2.1.2	PDO % LTI Profile by Directorate – Q1 2018/Q1 2017.....	3
2.2	LTIs per Operational Teams:	4
2.3	PDO v Contractor:	4
2.4	Contractor information:.....	4
2.5	LTI Incidents Descriptions:	4
2.6	Incident classification :.....	5
2.7	Actual Severity:	5
2.8	Potential Severity:.....	5
2.9	BASIC RISK FACTORS (BRF's):	6
2.9.1	Comparison table of the BRF Q1 2018 – Q1 2017:	6
2.9.2	Comparison graph of the BRF:	6
2.10	Job positions:-	7
2.11	Parts of body injured:-	7
2.12	Time of incidents:.....	8
2.13	Age of IP:	8
2.14	Conclusion.....	9

1 Summary

PDO's LTIF performance for 2018 Q1 was (0.14), which was a good improvement compared with (0.17) in the Q1 in 2017. PDO suffered 8 LTIs in this first quarter, same as in 2017, but with more man-hours worked in quarter 1 2018. The following analysis of the incidents is designed to identify trends and points of statistical interests to target future resource.

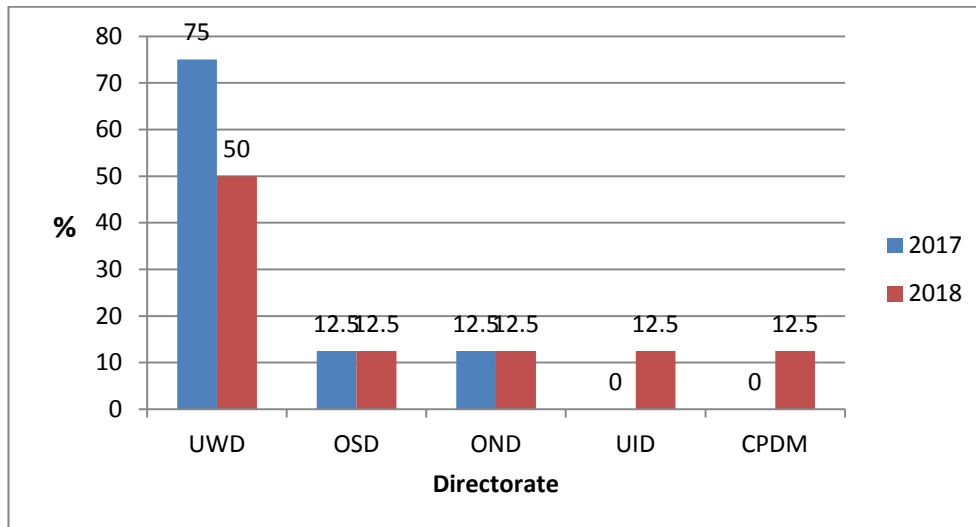
2 Analysis

2.1 Directorate Analysis:

2.1.1 Directorate Breakdown

Directorate	Q1			YTD of Report		
	2018	2017	% of change	2018	2017	% of change
UWD	4	6	-33	5	7	-29
OSD	1	1	0	2	1	+100
OND	1	1	0	1	2	-50
UID	1	0	+100	1	0	+100
CPDM	1	0	+100	1	0	+100
Total	8	8	0	10	10	0

2.1.2 PDO % LTI Profile by Directorate - Q1 2018/Q1 2017



2.2 LTIs per Operational Teams:

UWD	4- UWO
OSD	1-OSE
OND	1-ONE
UID	1-UIB
CPD	1-CKC

2.3 PDO v Contractor:

8	PDO contractors
0	PDO employees

2.4 Contractor information:

There were 8 contractors who suffered LTI incidents YTD.

The breakdown is as follows:-

1 incident	ATE, FES, AlHaditha, Galfar, Gulf Drilling, Ba Omar, MBPS, Carillion
------------	--

2.5 LTI Incidents Descriptions:

Burned by a chemical drops into his eyes and cheek resulting in burns to eye
Burned by a flash arc from live electrical cable resulting in face and hands burns
Fall from a tanker's ladder while descending resulting in fractured heel
Struck by fall arrestor post due to failed piston resulting in fractured left index finger
Struck by the JCB's bucket while disconnecting it resulting in fractured right foot
Working platform fall, crushing Rig Managers finger resulting in fracture
Slipped while walking on top of pipes, falling between them resulting in fractured leg
Struck by the scaffold tube while dismantling it resulting in fractured ring finger

2.6 Incident classification :

Type of Incident causing LTI	No of LTIs 2018	No of LTIs 2017	% change from 2017
Crush/Trapped	1	1	0
Slip, Trip, Fall	1	1	0
Fall from height	1	0	+100
Struck by object	3	5	-40
Chemical burns	1	0	+100
Electrical burn	1	0	+100
MVI	0	1	-100
Total	8	8	0

2.7 Actual Severity:

	Q1 2018	Q1 2017
a. Severity 2 (minor injury)	1	0
b. Severity 3 (major injury)	7	8

2.8 Potential Severity:

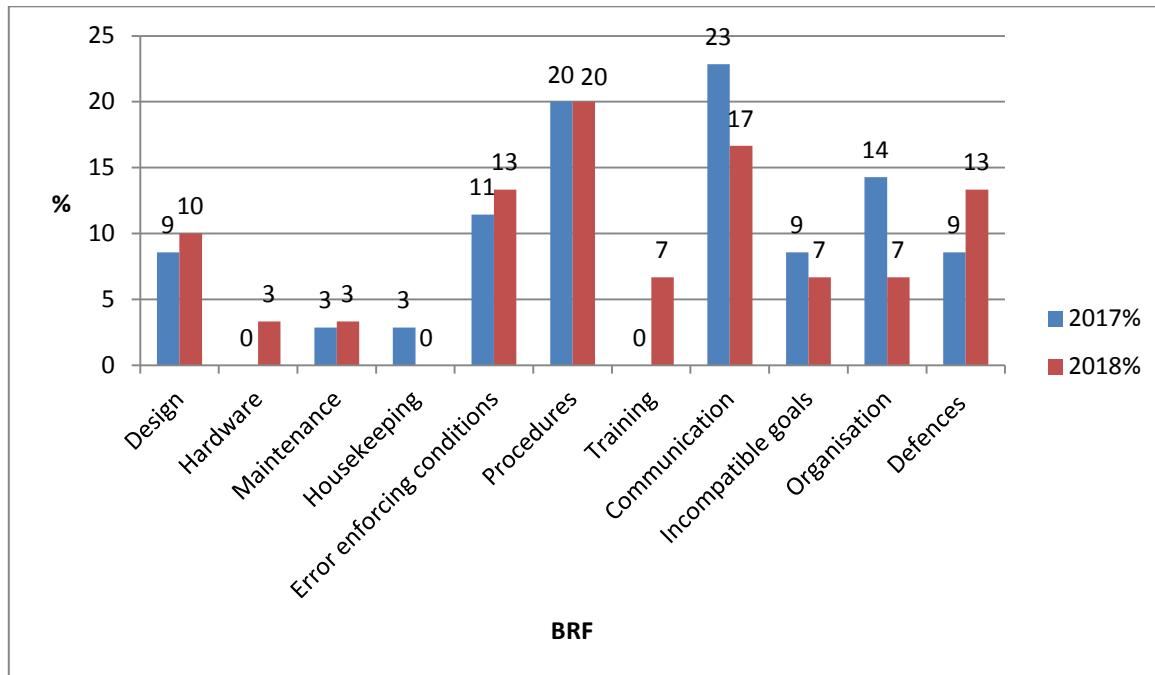
	Q1 2018	Q1 2017
B4 Fatality injury, heard of in the industry	2	0
C3 Major injury, has happened in the company	4	4
C4 Fatal injury, has happened in the company	2	1
D3 Major injury, has happened more than once a year in the company	0	2
D4 PTD or up to 3 fatality, has happened more than once in the industry	0	1

2.9 BASIC RISK FACTORS (BRF's):

2.9.1 Comparison table of the BRF Q1 2018 - Q1 2017:

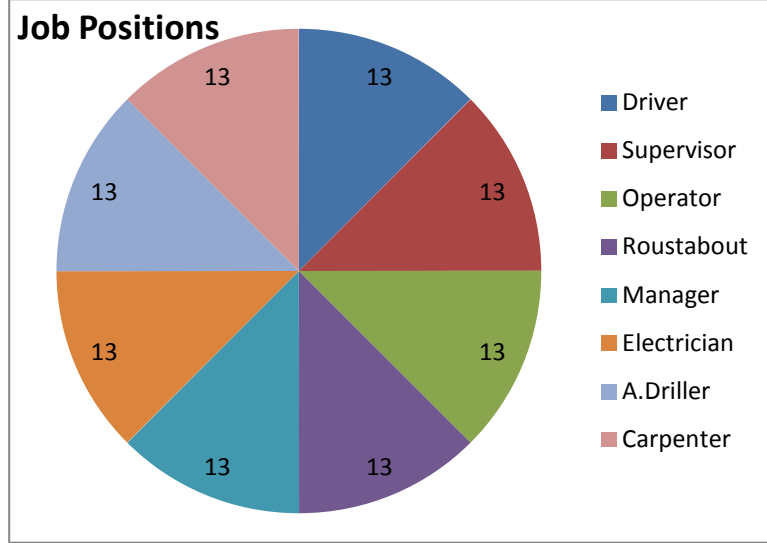
BRF	2018%	2017%
Design	3	3
Hardware	3	0
Maintenance	1	1
Housekeeping	0	1
Error enforcing conditions	4	4
Procedures	6	7
Training	2	0
Communication	5	8
Incompatible goals	2	3
Organisation	2	5
Defences	4	3

2.9.2 Comparison graph of the BRF:



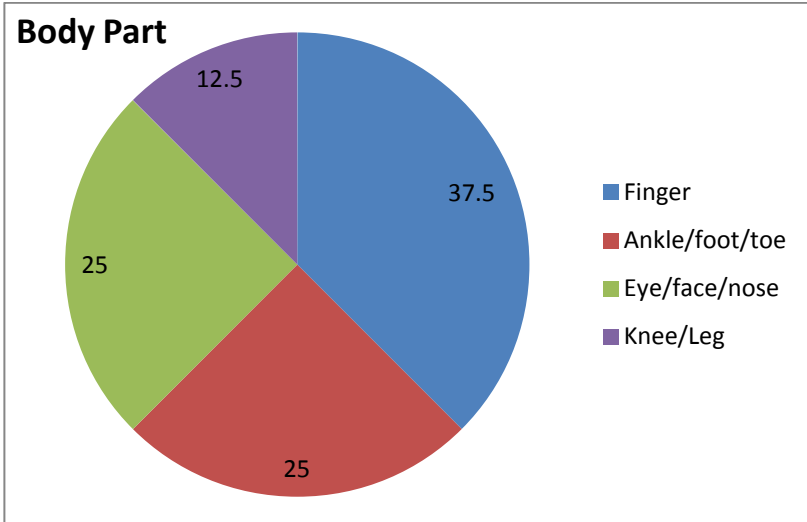
2.10 Job positions:-

Driver	1
Supervisor	1
Operator	1
Roustabout	1
Manager	1
Electrician	1
A. Driller	1
Carpenter	1



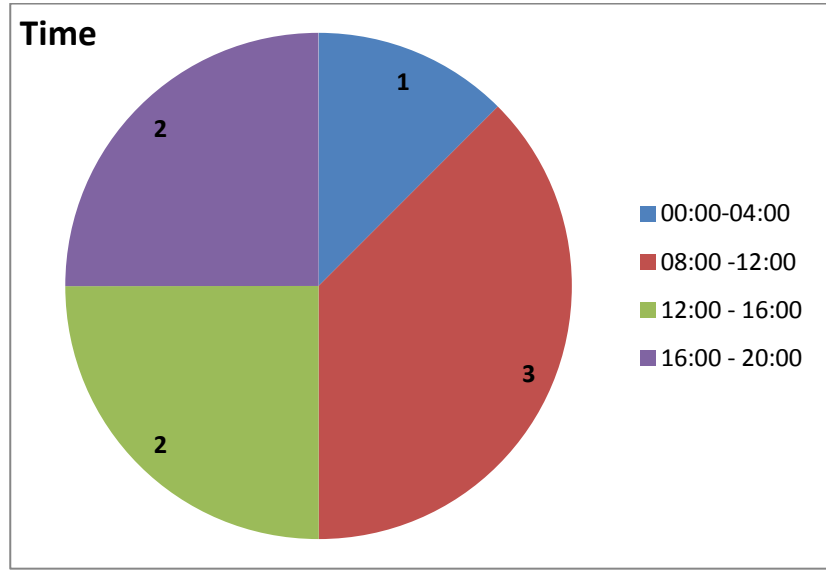
2.11 Parts of body injured:-

Fingers	3
ankle/foot/toe	2
Eye/face/nose	2
Knee/Leg	1



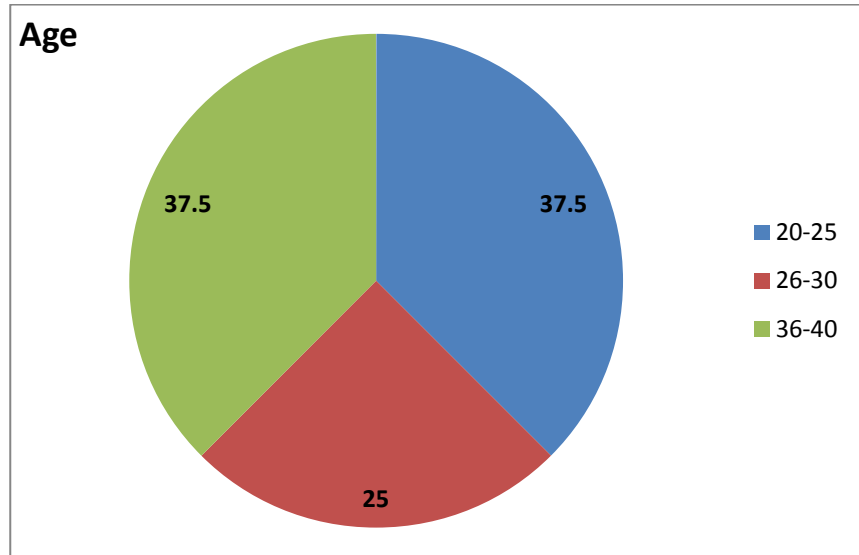
2.12 Time of incidents:

00:00-04:00	1
08:00 -12:00	3
12:00 - 16:00	2
16:00 - 20:00	2



2.13 Age of IP:

20 - 25	3
26 - 30	2
36 - 40	3



2.14 Conclusion

Although the number of LTIs in the first quarter of 2018 is the same as the last year, we registered the lowest LTIF in recent years. LTI of struck by an object constituting most of our LTI performance. We also have seen a reduction in finger injuries, suffering only three year to date (YTD). The main cause of incidents has been from communication and procedural failures. All other parameters displayed no clustering.

End of Analysis